

QUICK REPAIR GUIDE FOR WISA®-TopGrip




1. Here is all you need.




2. Make sure the damaged area is smaller than your hand (max. 100 cm²).




3. Safety first! Prepare yourself for the work with safety goggles.



4. Cut out the damaged section with a sharp knife.



5. Roughen the surface with coarse sandpaper.




6. Clean away any dust.



7. Wear chemical resistant safety gloves and assemble the pump.



8. Remove the cap, ensure the pistons are working evenly and attach the nozzle.



9. Spread the fast curing compound quickly.



10. Smooth the compound immediately and let it cure for about 60 minutes.

WISA-TopGrip is a solid birch plywood panel with high-friction coating designed for vehicle flooring applications where high friction is needed. It works particularly well in trailers which transport paper rolls and wooden pallets, because it replaces disposable anti-slip mats as friction properties are integrated in the panel.

Although the coating is made to withstand heavy use, minor damages can be caused by misuse or forklifts. Repairing small areas of damage prolongs the service life of the floor.

UPM recommends using a Lutze Luwirep 70 repair kit to mend small areas of damage to the coating of WISA-TopGrip. Luwirep 70 can be used when the damaged area is no more than approximately 100 cm² – max three areas of damage/m². Larger damages should be repaired by installing a new WISA-TopGrip flooring panel.

Repairs are quick and easy. In just over an hour your trailer will be ready to hit the road. After about 8 hours the repaired part can carry full load.

Watch the step-by-step quick repair guide on www.wisaplywood.com/wisa-topgrip

Order Luwirep 70 directly from the material manufacturer

You can order all the materials and tools you need easily and directly from Lutze by emailing your order to LutzeLager@lutze-conveying.com.

To speed up your delivery, please use the following article numbers depending on whether you need the full repair-kit or only the repair compound.

- **480380004** for the **full repair kit**, including 3 x 50 ml Luwirep 70 repair compound, discharging device, sanding blocks, spatulas, brush, cut protection gloves, disposable gloves, safety glasses, cutting knife.
- **480191026** for **only the repair material**, Luwirep 70 repair compound.

As Luwirep 70 is not the same material as the original coating of WISA-TopGrip and thus has different properties, it is not recommended you repair larger areas than what is explained in the guide.

Luwirep 70 can be used only to repair damage to WISA-TopGrip coating – it is not recommended for any other WISA product coatings.

Please follow the instructions on material safety and usage given by the repair kit manufacturer. www.lutze-conveying.com/luwirep

The accident prevention regulations of your country have to be followed for all repair work.